Revision Notes.		
1. FERRITE ADDED TO POWER CABLE		
Checked By: J.N	Approved By: D.K	Date Released:
2. FERRITE DETAIL ADDED		
Checked By: J.N	Approved By: S.M	Date Released: 26/09/11

VIEW A

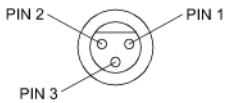

3 PIN MALE MATING FACE

PIN #	WIRE COLOUR	DESCRIPTION
1	BLACK	GND
2	RED	BUZZER POWER
3	WHITE	BUZZER SIGNAL

VIEW B

2 PIN FEMALE MATING FACE

PIN #	WIRE COLOUR	DESCRIPTION
1	BLACK	GND
2	RED	SENSOR SIGNAL

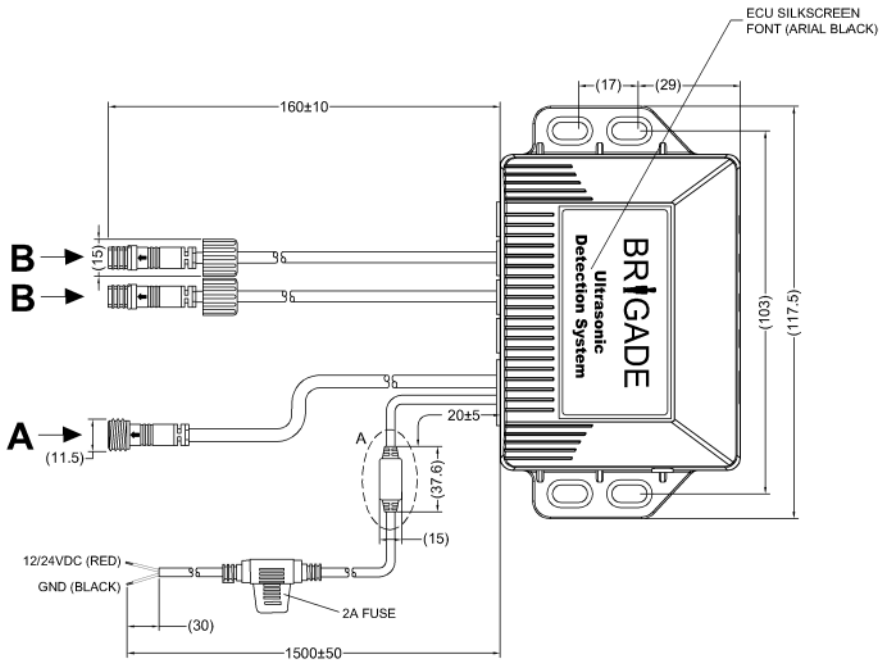

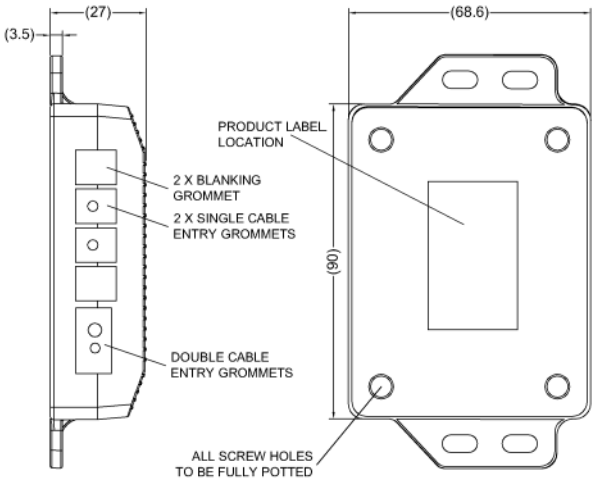

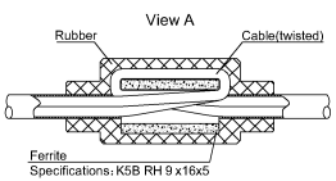

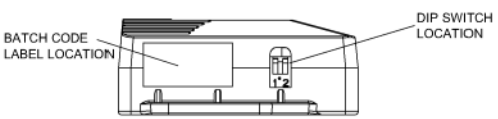

DIP SWITCH CONFIGURATION

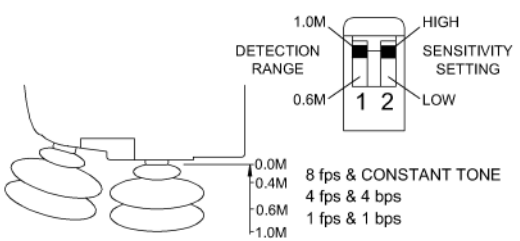

NOTES:

1. PCB REVISION LEVEL: PCB-10015-00.
2. SOFTWARE VERSION: step10hex
3. DIMENSIONS IN MM.
4. ON START UP THE ECU WILL BEEP ONCE FOR ONE FAULTY SENSOR, TWICE FOR TWO FAULTY SENSORS ETC.
5. ECU HOUSING IS ABS PLASTIC.
6. ECU FINISH IS TEXTURED BLACK PLASTIC, SILKSCREEN SHOULD BE WHITE.
7. SENSOR ENTRY POINTS IF NOT USED MUST BE FILLED WITH A BLANKING GROMMET.
8. THIS ECU MUST BE FITTED INSIDE A VEHICLE.
9. REFER TO DRAWING BE-001073-01-10 FOR PRODUCT LABEL DETAIL.
10. REFER TO DRAWING BE-001564-00-11 FOR BATCH CODE LABEL DETAIL.

PROPRIETARY NOTICE

THIS DESIGN AND TECHNICAL INFORMATION APPEARING ON THIS DRAWING IS THE PROPERTY OF BRIGADE ELECTRONICS, AND IS DISCLOSED IN CONFIDENCE. IT IS NOT TO BE COPIED, REPRODUCED, REVEALED TO OR EXPROPRIATED BY OTHERS, EITHER IN WHOLE OR IN PART WITHOUT THE EXPRESS WRITTEN CONSENT OF BRIGADE ELECTRONICS.

BRIGADE®
www.brigade-electronics.com

Assembly Pl Approval LEE QG - 19.07.2011	Approved by D.KERAI	Checked by M.POTTER	Drawn by M.BUTLER
Angle of Projection: Third Angle	Units mm	Scale N/A	Released 01/08/2011	Assembly Ref CEC-10015-50
	Status RELEASED	ST-2000-ECU	
	Stock Code #3743	BE-001546-02-11	